



SISTEM INSURANS PEKERJAAN (SIP) ***EMPLOYMENT INSURANCE SYSTEM (EIS)***

LAPORAN SUKU TAHUN PERTAMA / *FIRST QUARTERLY REPORT*

JANUARI – MAC 2019 / *JANUARY – MARCH 2019*

DISEDIAKAN OLEH : BAHAGIAN PERKHIDMATAN MAKLUMAT & ANALISA PEKERJAAN
PREPARED BY : THE DEPARTMENT OF EMPLOYMENT INFORMATION ANALYSIS SERVICES

TABURAN MAJIKAN DI MALAYSIA

DISTRIBUTION OF EMPLOYER IN MALAYSIA

PERLIS
Majikan/Employer 2019

KEDAH
Majikan/Employer 17779

PULAU PINANG
Majikan/Employer 31606

PERAK
Majikan/Employer 29727

SELANGOR
Majikan/Employer 101661

KUALA LUMPUR
Majikan/Employer 68340

NEGERI SEMBILAN
Majikan/Employer 13490

MELAKA
Majikan/Employer 13433

JOHOR
Majikan/Employer 60346

KELANTAN
Majikan/Employer 7919

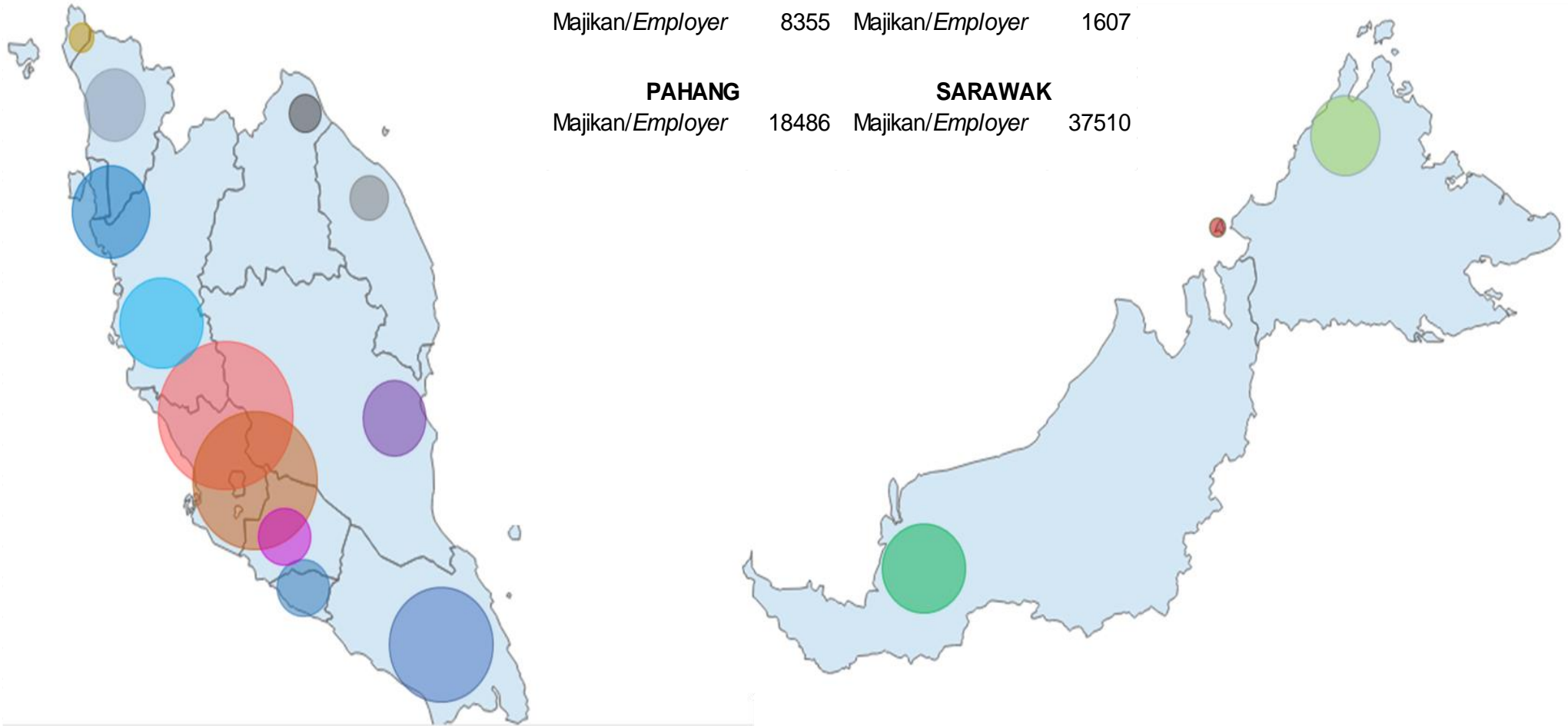
SABAH
Majikan/Employer 28213

TERENGGANU
Majikan/Employer 8355

LABUAN
Majikan/Employer 1607

PAHANG
Majikan/Employer 18486

SARAWAK
Majikan/Employer 37510

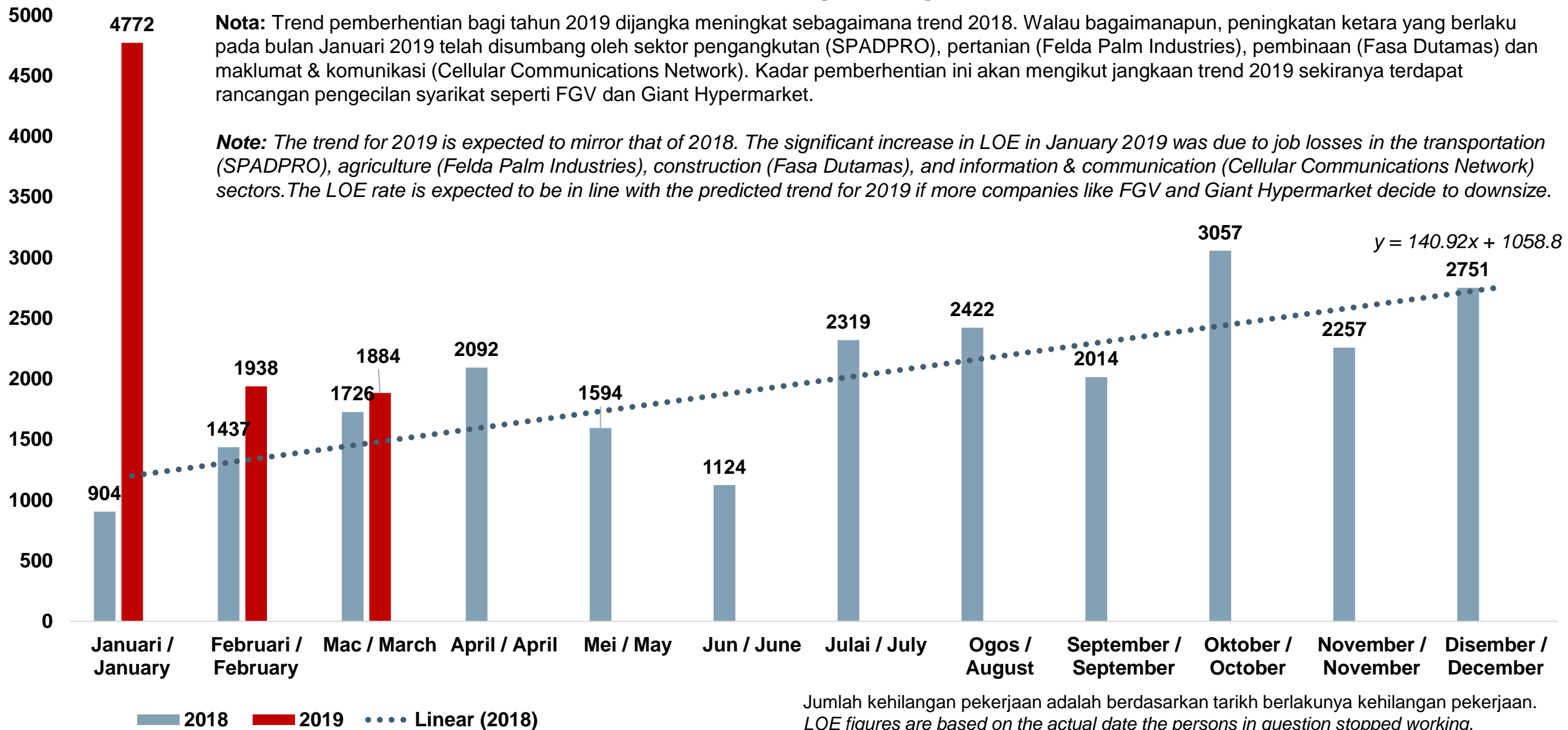


STATISTIK KEHILANGAN PEKERJAAN TAHUN 2019

LOSS OF EMPLOYMENT (LOE) STATISTICS 2019

Nota: Trend pemberhentian bagi tahun 2019 dijangka meningkat sebagaimana trend 2018. Walau bagaimanapun, peningkatan ketara yang berlaku pada bulan Januari 2019 telah disumbang oleh sektor pengangkutan (SPADPRO), pertanian (Felda Palm Industries), pembinaan (Fasa Dutamas) dan maklumat & komunikasi (Cellular Communications Network). Kadar pemberhentian ini akan mengikut jangkauan trend 2019 sekiranya terdapat rancangan pengecilan syarikat seperti FGV dan Giant Hypermarket.

Note: The trend for 2019 is expected to mirror that of 2018. The significant increase in LOE in January 2019 was due to job losses in the transportation (SPADPRO), agriculture (Felda Palm Industries), construction (Fasa Dutamas), and information & communication (Cellular Communications Network) sectors. The LOE rate is expected to be in line with the predicted trend for 2019 if more companies like FGV and Giant Hypermarket decide to downsize.




Jumlah kehilangan pekerjaan adalah berdasarkan tarikh berlakunya kehilangan pekerjaan.
LOE figures are based on the actual date the persons in question stopped working.

MAJIKAN YANG MEMBERHENTIKAN PEKERJA (JANUARI – MAC 2019)

EMPLOYER DISMISSALS (JANUARY – MARCH 2019)


Bilangan Number	Januari January	Februari February	Mac March
Majikan Employer	1,157	663	463
Pekerja yang terlibat Employees Involved	4,772	1,938	1,884




KEHILANGAN PEKERJAAN MENGIKUT JANTINA & UMUR (JANUARI – MAC 2019)

LOE BY GENDER & AGE (JANUARY – MARCH 2019)

N=8,594



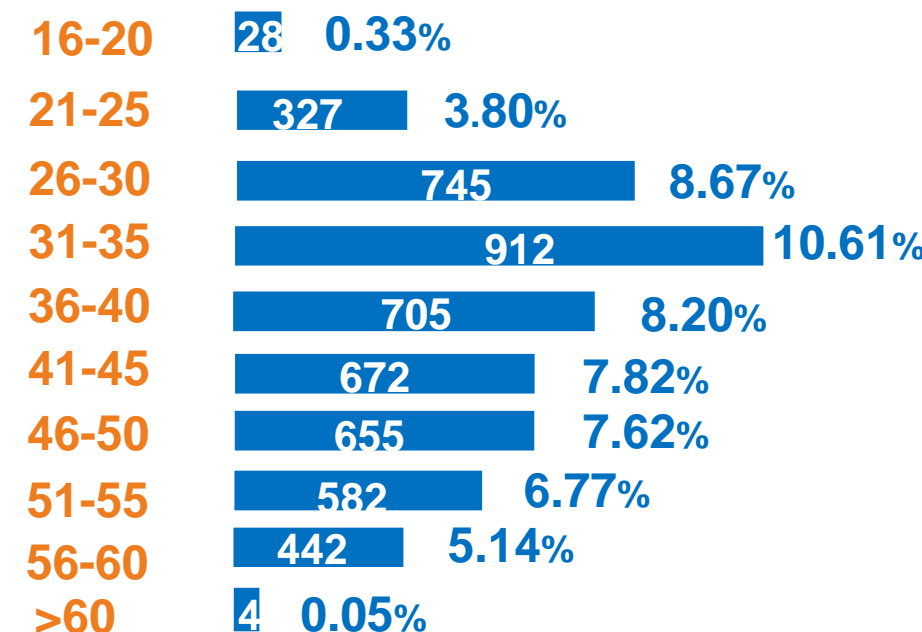
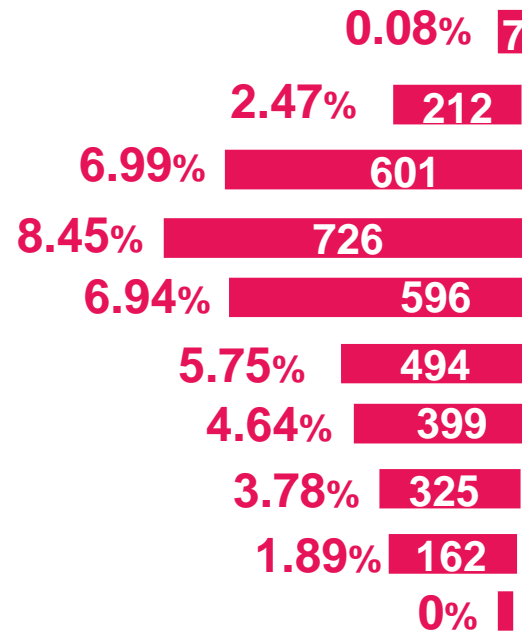
PEREMPUAN
FEMALE



59%

UMUR
AGE

LELAKI
MALE

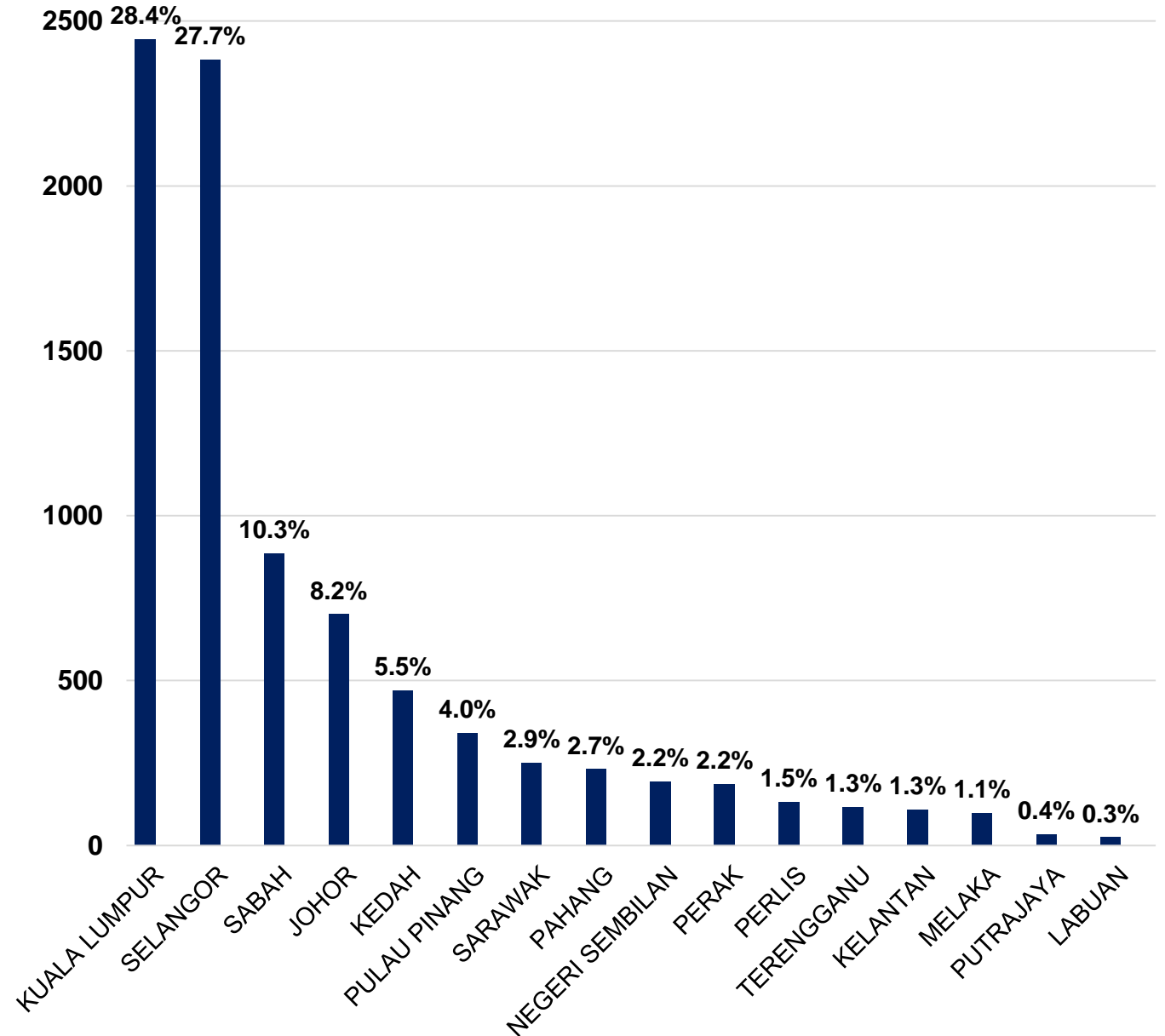


KEHILANGAN PEKERJAAN MENGIKUT NEGERI (JANUARI – MAC 2019)

LOE BY STATE (JANUARY – MARCH 2019)

N=8,594

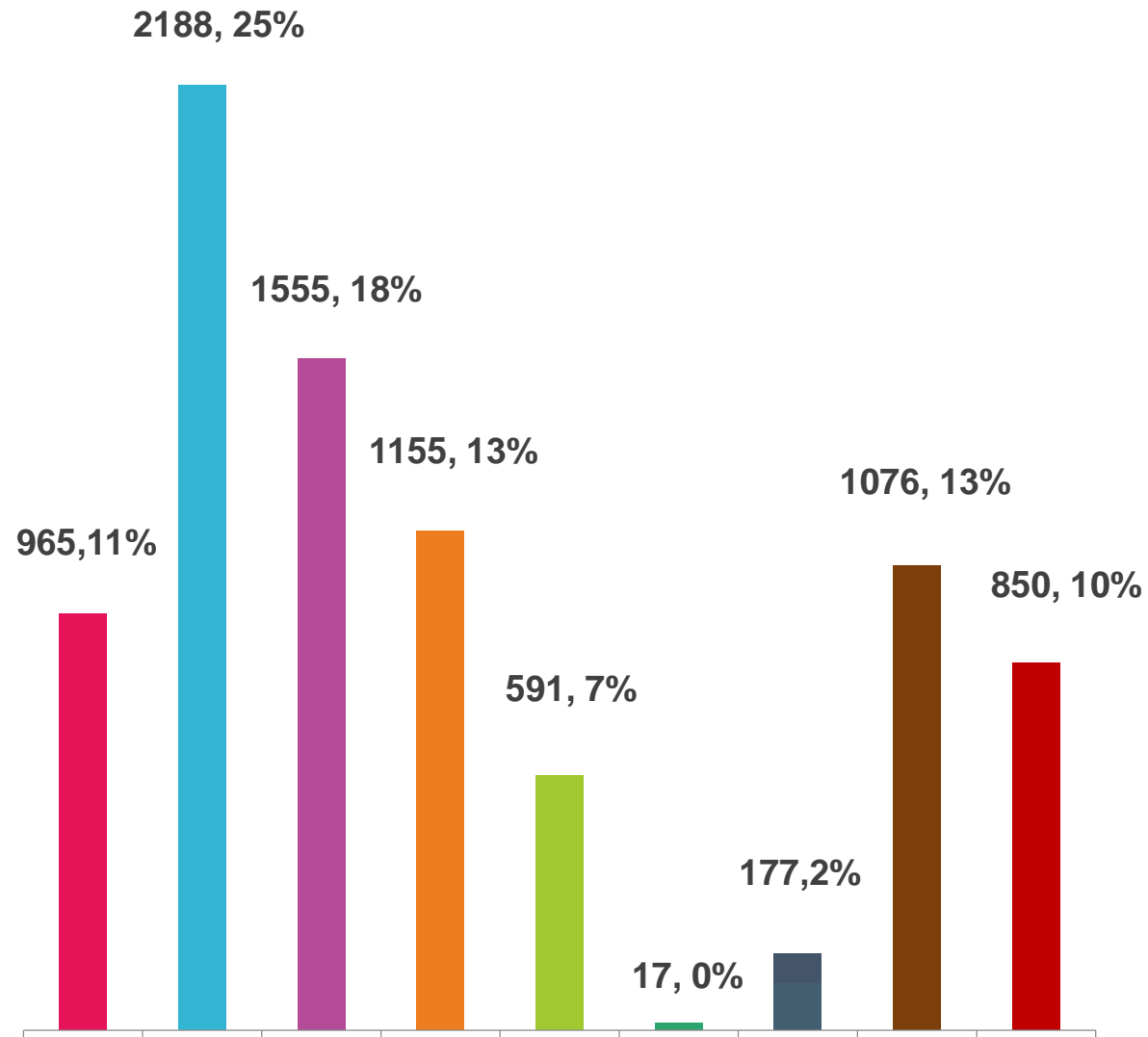
	2,444		193
	2,382		186
	885		132
	701		116
	469		109
	340		98
	250		34
	231		24



KEHILANGAN PEKERJAAN MENGIKUT KATEGORI PEKERJAAN (JANUARY – MARCH 2019)

LOE BY OCCUPATION CATEGORY (JANUARY – MARCH 2019)

N=8,574



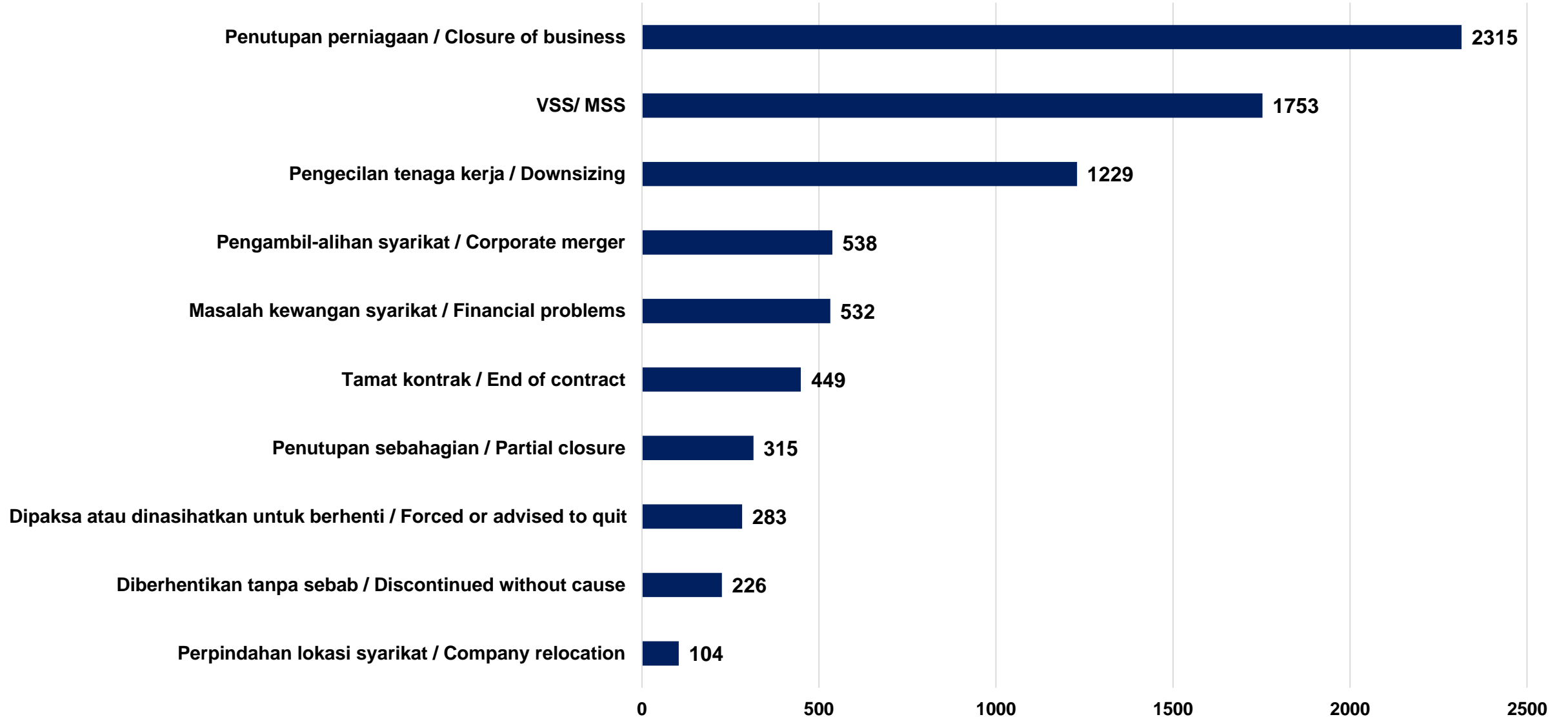
- 01 Pengurus
Managers
- 02 Profesional
Professionals
- 03 Juruteknik & Profesional Bersekutu
Technicians & Associate Professionals
- 04 Sokongan Pengkeranian
Clerical Support
- 05 Perkhidmatan & Jualan
Services & Sales
- 06 Pertanian, Perhutanan & Perikanan
Skilled Agriculture, Forestry & Fishing
- 07 Kemahiran & Pertukangan
Craft & Related Trades
- 08 Operator dan Pemasang Loji, Mesin
Plant & Machine Operators and Assemblers
- 09 Pekerjaan Asas
Elementary Occupations



SEBAB KEHILANGAN PEKERJAAN (JANUARI – MAC 2019)

LOE BY CAUSE (JANUARY – MARCH 2019)

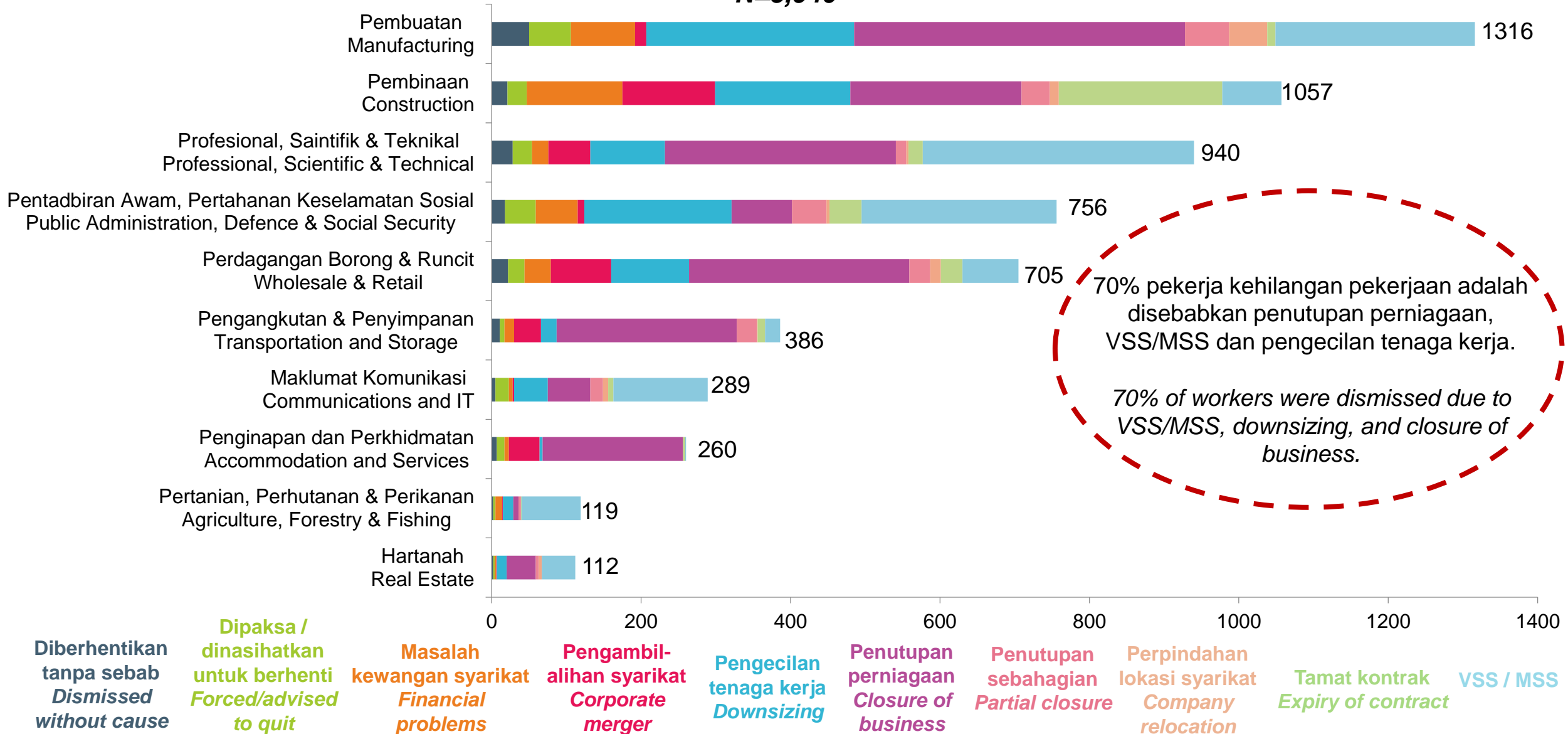
N=7,744



KEHILANGAN PEKERJAAN MENGIKUT SEKTOR (JANUARI – MAC 2019)

LOE BY SECTOR (JANUARY – MARCH 2019)

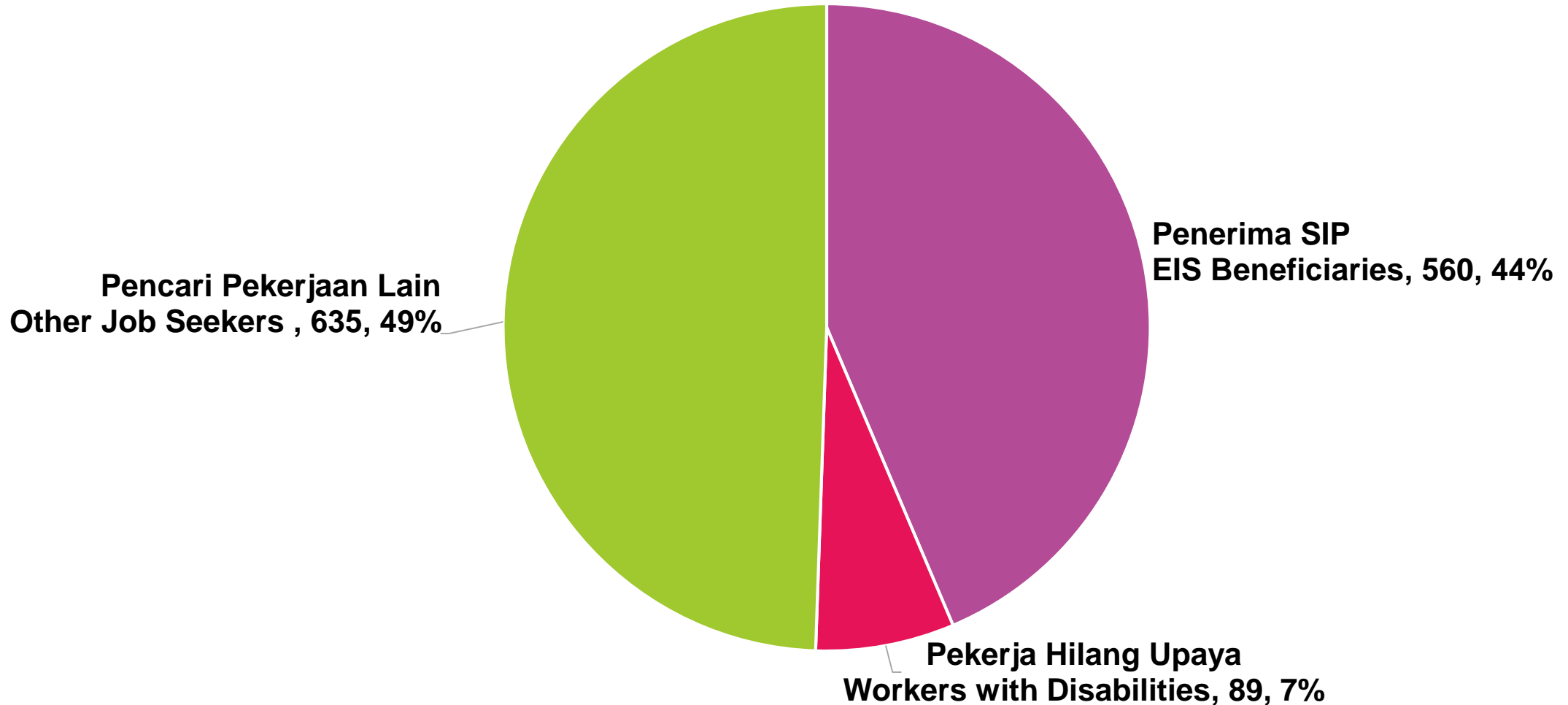
N=5,940



KADAR KEMBALI BEKERJA (JANUARI – MAC 2019)

RETURN TO WORK RATES (JANUARY – MARCH 2019)

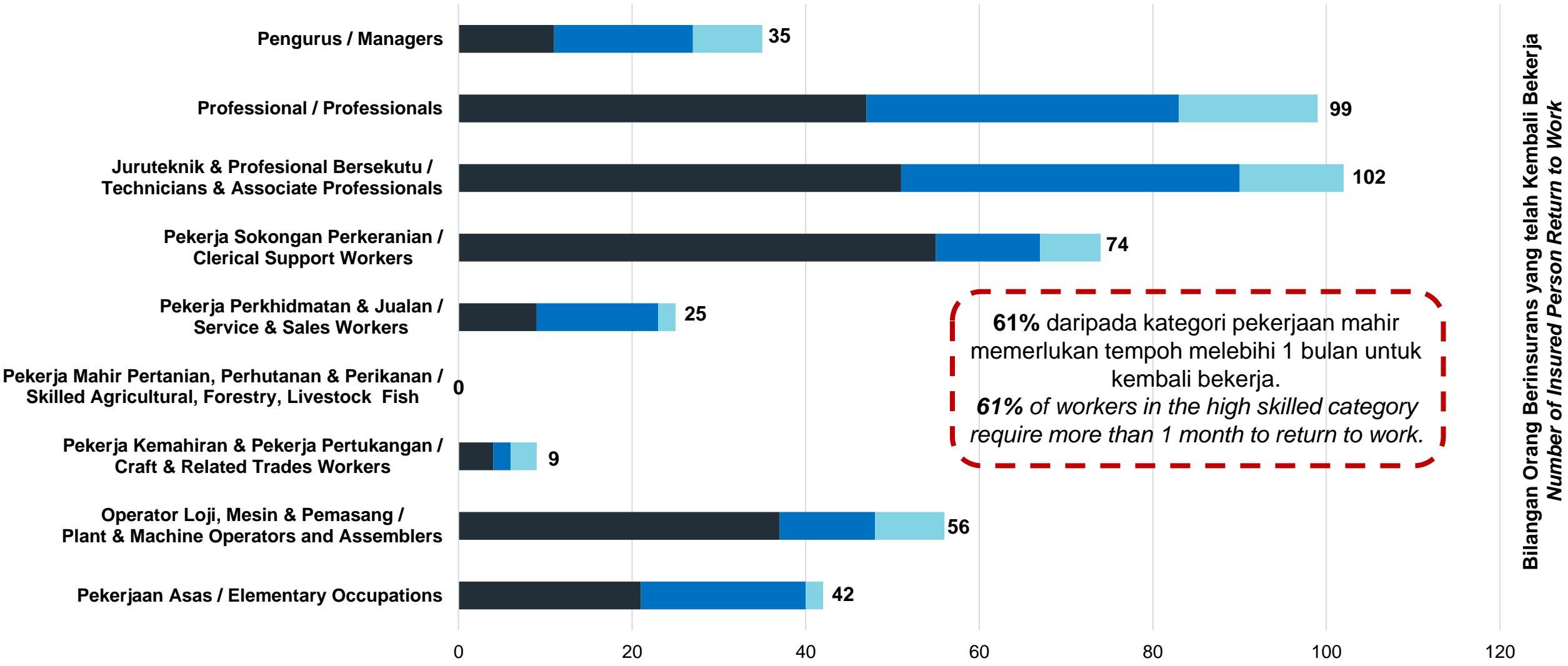
N = 1,284



Nilai di atas adalah berdasarkan tarikh lapor diri dalam pekerjaan baru.
The figures above are based on the date the relevant persons reported for duty.

TEMPOH KEMBALI BEKERJA MENGIKUT KATEGORI PEKERJAAN (JANUARI – MAC 2019)

TIME TAKEN TO RETURN TO WORK BY OCCUPATION CATEGORY (JANUARY – MARCH 2019)



61% daripada kategori pekerjaan mahir memerlukan tempoh melebihi 1 bulan untuk kembali bekerja.
 61% of workers in the high skilled category require more than 1 month to return to work.

Bilangan Orang Berinsurans yang telah Kembali Bekerja
 Number of Insured Person Return to Work

Data adalah berdasarkan jawatan baru yang disandang.
 Data is based on new positions held.

■ 1 Bulan / 1 Month ■ 2 Bulan / 2 Months ■ 3 Bulan / 3 Months

Terima Kasih



S I P 2 0 1 9